

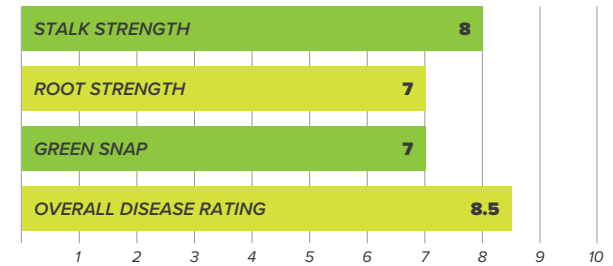
81P65

111 DAY
Available as: D, AA, CONV



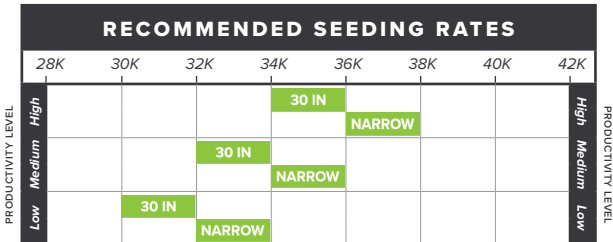
PLACEMENT/MANAGEMENT

- Outstanding performance and versatile
- Widely adapted to many environments
- Takes a range of populations
- Excellent test weight and good on Tar Spot

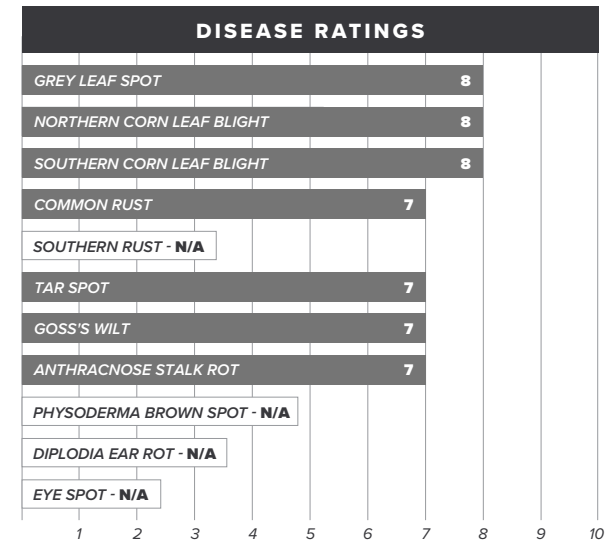


GENERAL CHARACTERISTICS	
GDD Pollination	1390
GDD Black Layer	2600
Pollination for maturity	Late
Plant Height	Medium-Tall
Leaf Type	Semi-Upright
Ear Height	Medium-Low
Ear Type	Semi-Flex
Kernel Rows	16-18
Cob Color	Pink
Test Weight	Excellent
Husk Coverage	Good
Covercrop Companion	Good

SOIL PLACEMENT	
HR	Light Soils: Low O.M., Low CEC, Low water holding capacity.
HR	Medium Soils: O.M. 1.5-3.5%, CEC 11-20, Good productivity, well drained silt loams.
HR	Heavy Soils: High O.M. >3.5%, CEC >20, Well drained highly productive with deep top soil
R	Poorly Drained Soils: Soils that tend to remain saturated for extended periods of time.



AREA OF ADAPTATION	
HR	Western: West of Mississippi River
HR	Central: I-35 to I-65
HR	Eastern: East of Mississippi River
HR	Moves South well for an early season hybrid
HR	Moves North well for a full season hybrid



AGRONOMIC FEATURES	
Emergence	Excellent
Seedling Vigor	Very Good
Stay Green	Very Good
Dry Down	Very Good
Delayed Harvest	Very Good
Response to Fungicide	Very Good
Corn after Corn	Very Good
Silage	Good
Stress Tolerance	Very Good

NITROGEN APPLICATION			
Rotation - Timing	100% Preplant	Pre/ Sidedress	Starter/ Sidedress
Corn/Soybean	R	HR	HR
Corn/Corn	NR	HR	HR
Corn/Cover	NR	HR	HR

NOTES
